

2017 NAMM Foundation BCME Survey (District-Wide Award)

Welcome!

The NAMM Foundation seeks to celebrate and recognize innovative and resourceful music education programs in the United States and those schools and communities that support them. This comprehensive survey requests information that reveals statistical and factual information about music education and related opportunities for students to learn music. Thank you for taking the time to complete this survey and tell us about your music programs.

The Best Communities for Music Education survey acknowledges districts across the United States for their commitment to and support of music education in schools. If you are applying on behalf of a school district-multiple schools, grade levels-please complete this survey. If, however, you are applying for a single school, please complete the [SupportMusic Merit Award Survey](#).

Note: There is no advantage to completing both the SMMA survey and the BCME survey. If you wish to represent your district, please complete the BCME application. If you wish to represent a single school, please complete the SMMA application.

All responses to this survey are confidential. The survey, its content, and any related communications are private and intended solely for the viewing and use of the individual or entity to whom they are addressed. If you have any questions concerning your privacy please send an email to: info@nammfoundation.org

It is critical to the scoring process that only **ONE APPLICATION** be submitted per district. We realize that many entities in your community may be excited about participating in this competition, and we strongly encourage you to work together to complete this comprehensive survey.

The survey will be available until January 31, 2017. To begin the survey, click on the word "NEXT" below.



2017 NAMM Foundation BCME Survey (District-Wide Award)

Instructions

Once you have gathered all of the necessary information, the survey will take approximately 30-45 minutes to complete. We encourage you to go to the [NAMM Foundation website](#), and print out a copy of the survey, so you can ensure that you have all of the data before you begin entering information about your district.

Here are the simple instructions for filling out your survey:

* Some questions are required, while others have been made optional. Note, however, that questions left unanswered can affect your overall score. It is in your best interest to complete as many items as possible. Applications left incomplete will not be included in our final tabulations.


* If you'd like to leave the survey at any time, just click the "EXIT THE SURVEY" button located at the top right hand side of the page. As long as you are on the SAME COMPUTER and your browser's cookies are enabled, you will be able to return to your survey in progress. Your responses will be saved and you can continue where you left off or edit your previous responses.

* **Survey responses are submitted for consideration when the "DONE" button is clicked on the last page. Do not select this button until you are ready to submit the final application. Once selected, the survey will close and you will not be allowed to return to your answers.**

*You will be automatically directed to a brief audit at the conclusion of this survey. You must complete this brief questionnaire and click "Done" before your responses will be considered.

If you have any questions, please contact our Technical Assistance team by email at nammsurvey@gmail.com or by phone at **785-218-7655**. Questions will be answered as soon as possible.

Thank you again for your participation!



2017 NAMM Foundation BCME Survey (District-Wide Award)

- * **1** This survey is specifically for those who are applying on behalf of a district and wish to be considered to receive the Best Communities for Music Education designation.

Are you filling out the correct survey?

- Yes
 No

SAMPLE



2017 NAMM Foundation BCME Survey (District-Wide Award)

Survey Checklist

The Best Communities for Music Education survey is designed to be completed by applicants who are familiar with their district's music education program and have access to school district data. To prevent duplicate entries, school districts should assign ONE PERSON to complete the survey.

- * 1 All of the following information is REQUIRED to fill out this survey. Please confirm that you have access to the required data by checking the boxes. (All of the boxes must be checked for you to proceed.)

- Student demographics
- Teacher/student ratio
- Music education participation rates
- Music education and/or fine arts requirements for graduation or as required by curriculum
- Knowledge of music education electives
- Teacher qualifications
- Standards for assessing music education
- Music facilities
- Budget

* 2 Which affiliation best describes your position for completing this survey?

- Fine arts or music supervisor
- Board of Education member
- Central office administrator
- Music teacher
- Principal/school administrator
- Superintendent
- Other (please specify)

* 3 Based on my access to information and knowledge of district programs, I am qualified to complete this survey on behalf of my district.

- Yes
- No

SAMPLE



2017 NAMM Foundation BCME Survey (District-Wide Award)

Contact Information

- * **1** Contact Person Information (As the individual filling out this form for your district, please provide the following information about yourself):

(Please note, our ability to reach you by telephone may be important during our audit of the survey data. We will not use your numbers for any other purpose. For e-mail address DO NOT put a website address or URL.)

PLEASE FILL OUT ALL BLANKS.

Applicant's Last Name:

Applicant's First Name:

Applicant's Daytime Phone:

Applicant's Evening Phone:

Applicant's E-mail Address:

Verify Applicant's E-mail Address:

* 2 Address

Legal District Name
(no abbreviations)

Address

City/Town

State/Province

ZIP/Postal Code

County

Email Address

Phone Number

3 District Website (if available):

* 4 School Administrator Contact Information

Full Name:

Title:

Address:


City:

State (2-letter code):

Zip Code:

Email:

Phone:



2017 NAMM Foundation BCME Survey (District-Wide Award)

Participation

Please answer all items. Questions left unanswered will affect your overall ranking.


- * 1 Approximately how many students are enrolled in Kindergarten through 12th grade in your district?

- * 2 Approximately what percentage of students in your district qualify for Title I support:

- 0% - 25%
- 26% - 50%
- 51% - 75%
- Over 75%

- * 3 Over the course of a school year, approximately what percentage of students in your district are enrolled in music classes?

	0-19%	20-39%	40-59%	60-79%	80-99%	100%	N/A
Elementary	<input type="radio"/>	<input type="radio"/>	<input type="radio"/>	<input type="radio"/>	<input type="radio"/>	<input type="radio"/>	<input type="radio"/>
Middle School	<input type="radio"/>	<input type="radio"/>	<input type="radio"/>	<input type="radio"/>	<input type="radio"/>	<input type="radio"/>	<input type="radio"/>
High School	<input type="radio"/>	<input type="radio"/>	<input type="radio"/>	<input type="radio"/>	<input type="radio"/>	<input type="radio"/>	<input type="radio"/>



2017 NAMM Foundation BCME Survey (District-Wide Award)

Scheduling

* 1 How many minutes per week of music education is required by your district at the following education levels? (Classroom sessions ONLY - do not include additional performance rehearsals.)


	None	1-29	30-39	40-49	50-59	60 or more	N/A
Elementary	<input type="radio"/>	<input type="radio"/>	<input type="radio"/>	<input type="radio"/>	<input type="radio"/>	<input type="radio"/>	<input type="radio"/>
Middle School	<input type="radio"/>	<input type="radio"/>	<input type="radio"/>	<input type="radio"/>	<input type="radio"/>	<input type="radio"/>	<input type="radio"/>
High School	<input type="radio"/>	<input type="radio"/>	<input type="radio"/>	<input type="radio"/>	<input type="radio"/>	<input type="radio"/>	<input type="radio"/>

* 2 How often does a typical music class meet?

	0-1 times a week	2-3 times a week	4 times a week	Daily	N/A
Elementary	<input type="radio"/>	<input type="radio"/>	<input type="radio"/>	<input type="radio"/>	<input type="radio"/>
Middle School	<input type="radio"/>	<input type="radio"/>	<input type="radio"/>	<input type="radio"/>	<input type="radio"/>
High School	<input type="radio"/>	<input type="radio"/>	<input type="radio"/>	<input type="radio"/>	<input type="radio"/>

* 3 How long is a typical music class?

	Fewer than 10 minutes	11-20 minutes	21-30 minutes	31-40 minutes	41 minutes or more	N/A
Elementary	<input type="radio"/>	<input type="radio"/>	<input type="radio"/>	<input type="radio"/>	<input type="radio"/>	<input type="radio"/>
Middle School	<input type="radio"/>	<input type="radio"/>	<input type="radio"/>	<input type="radio"/>	<input type="radio"/>	<input type="radio"/>
High School	<input type="radio"/>	<input type="radio"/>	<input type="radio"/>	<input type="radio"/>	<input type="radio"/>	<input type="radio"/>



2017 NAMM Foundation BCME Survey (District-Wide Award)

Qualified Faculty

* 1 Are all music teachers (full and part time) certified music educators?

Yes

No

2 If no, please provide additional information regarding your answer.

* 3 What percentage of your full time staff are licensed/certified to teach music?

Less than 40%

40-59%

60-79%

80-99%

100%

Don't Know

4 What types of MUSIC-SPECIFIC professional development opportunities does your district provide or fund (partial or full)?

- Conferences
- Courses/Workshops
- Travel opportunities

Other (please specify)

* 5 How often do music educators collaborate with teachers from other disciplines?


- At least once a week
- At least once a month
- At least once quarterly
- At least once yearly
- Not at all
- Don't Know

* 6 What percentage of your music educators have as their highest degree?

	0-10%	11-25%	26-50%	51%+
Bachelor's	<input type="radio"/>	<input type="radio"/>	<input type="radio"/>	<input type="radio"/>
Master's	<input type="radio"/>	<input type="radio"/>	<input type="radio"/>	<input type="radio"/>
Doctorate	<input type="radio"/>	<input type="radio"/>	<input type="radio"/>	<input type="radio"/>
Other advanced degree	<input type="radio"/>	<input type="radio"/>	<input type="radio"/>	<input type="radio"/>

* 7 Provide up to three examples of innovative, interdisciplinary collaborations that include music integration.

1.
2.
3.



2017 NAMM Foundation BCME Survey (District-Wide Award)

Opportunity


* 1 Which of the following programs are offered within your district? (Check all that apply.)

- Chamber Group/Small Ensemble
- Choral Ensemble
- Composition/Theory
- Concert Band
- General Music
- Jazz Ensemble/Alternative Styles
- Marching Band
- Piano/Keyboard Lab
- String Orchestra
- Full Orchestra
- Recording and Career Exploration
- Music Technology

Others (please specify)

* 2 Do music teachers teach private or small group lessons as part of their daily schedule?

- Yes
- No



2017 NAMM Foundation BCME Survey (District-Wide Award)

* 1 What percentage of time is spent on instruction of private and small group lessons?

- 0% - 25%
- 26% - 50%
- 51% - 75%
- Over 75%

* 2 What percentage of your students participate in music education outside the typical school day (before/after school, weekends)?

- 0% - 25%
- 26% - 50%
- 51% - 75%
- Over 75%

* 3 What percentage of your students participate in music outside the typical school year (summers, school breaks)?


- 0% - 25%
- 26% - 50%
- 51% - 75%
- Over 75%

* 4

To what extent are students with special needs integrated into music classes with their grade-level peers?

- Rarely
- About Half the Time
- Frequently
- Very Frequently
- Always
- Don't Know

SAMPLE



2017 NAMM Foundation BCME Survey (District-Wide Award)

Support from Administrators

* 1 In the last year, how many of these stakeholders attended at least one concert in your district?

	Most or all	Many	Some	Few	None	N/A
Board of Education	<input type="radio"/>	<input type="radio"/>	<input type="radio"/>	<input type="radio"/>	<input type="radio"/>	<input type="radio"/>
Building Administrators/Principals	<input type="radio"/>	<input type="radio"/>	<input type="radio"/>	<input type="radio"/>	<input type="radio"/>	<input type="radio"/>
Central Office Administrators	<input type="radio"/>	<input type="radio"/>	<input type="radio"/>	<input type="radio"/>	<input type="radio"/>	<input type="radio"/>
Classroom Teachers	<input type="radio"/>	<input type="radio"/>	<input type="radio"/>	<input type="radio"/>	<input type="radio"/>	<input type="radio"/>
Community Members	<input type="radio"/>	<input type="radio"/>	<input type="radio"/>	<input type="radio"/>	<input type="radio"/>	<input type="radio"/>
Parents	<input type="radio"/>	<input type="radio"/>	<input type="radio"/>	<input type="radio"/>	<input type="radio"/>	<input type="radio"/>
School Foundation	<input type="radio"/>	<input type="radio"/>	<input type="radio"/>	<input type="radio"/>	<input type="radio"/>	<input type="radio"/>
Students	<input type="radio"/>	<input type="radio"/>	<input type="radio"/>	<input type="radio"/>	<input type="radio"/>	<input type="radio"/>

* 1

In music classes, how often do students

	Weekly	Monthly	Quarterly	Yearly	Not at all
Improvise melodies, variations, and accompaniments?	<input type="radio"/>	<input type="radio"/>	<input type="radio"/>	<input type="radio"/>	<input type="radio"/>
Compose and arrange music within specified guidelines?	<input type="radio"/>	<input type="radio"/>	<input type="radio"/>	<input type="radio"/>	<input type="radio"/>
Read and notate music?	<input type="radio"/>	<input type="radio"/>	<input type="radio"/>	<input type="radio"/>	<input type="radio"/>
Listen to, analyze, and describe music?	<input type="radio"/>	<input type="radio"/>	<input type="radio"/>	<input type="radio"/>	<input type="radio"/>
Evaluate music and music performances?	<input type="radio"/>	<input type="radio"/>	<input type="radio"/>	<input type="radio"/>	<input type="radio"/>
Take part in learning experiences related to understanding relationships between music, the other arts, and disciplines outside the arts?	<input type="radio"/>	<input type="radio"/>	<input type="radio"/>	<input type="radio"/>	<input type="radio"/>
Take part in learning experience related to understanding music in relation to history and culture?	<input type="radio"/>	<input type="radio"/>	<input type="radio"/>	<input type="radio"/>	<input type="radio"/>

* 2

Over the course of an academic year, to what extent is music from a variety of cultures explored in the music curriculum?

- Rarely
- Sometimes
- Frequently
- Very Frequently
- Always
- Don't Know

* 3 Is there a fine arts credit requirement for graduation?

- Yes
- No
- Don't Know


4 If yes, what percentage of students fulfill their fine arts requirement through music courses?

- 0% to 9%
- 10% to 19%
- 20% to 29%
- 30% to 39%
- 40% to 49%
- 50% or greater
- Don't Know

* 5 Does your district employ a systematic method for determining progress in music during a student's school career?

- Yes
- No
- Under Development
- Don't Know

6 If Yes or Under Development, please describe that process.



2017 NAMM Foundation BCME Survey (District-Wide Award)

Community Partnerships


- * 1 Have musical groups in your district performed at regional, state, or national music conferences?
- Yes
- No
- Unsure
- * 2 How many students in the past year have been recognized in any performance genre (band, choir, orchestra, etc.) by selection for an honor performing group, such as all-city or all-state, or selected by a national-level audition or competition?
- None
- 1-9
- 10-19
- More than 20
- Don't Know
- * 3 Does the community provide out-of-school performance opportunities such as symphonies and choirs for students to play or perform?
- Yes
- No
- Unsure

* 4

Does the community provide a variety of concerts and other live performances for students to attend and observe?

- Yes
- No
- Unsure

SAMPLE



2017 NAMM Foundation BCME Survey (District-Wide Award)

Technology


1 What types of technology are used on a regular and recurring basis within the music curriculum?

- Keyboards/keyboard lab
- Music teaching software
- Music composing software
- Music/audio recording and technology
- Online resources

Other (please specify)

* 2 How often is technology used by students as part of the music curriculum?

- Yearly
- Quarterly
- Monthly
- Weekly
- Unsure



2017 NAMM Foundation BCME Survey (District-Wide Award)

Funding

* 1 To what extent are you satisfied with the budget for your district music program?

- Very Satisfied
- Satisfied
- Not Very Satisfied
- Extremely Dissatisfied

* 2 In the past year, have funding cuts for your program disproportionately compromised student access to a high quality music education?

- Yes
- No
- Don't Know

3 If yes, please explain.

* 4 What percentage of the music program's funding is provided by fundraising?

- None
- Less than 1%
- 1% to 5%
- 5% to 10%
- 10% to 15%
- More than 15%
- Don't Know


* 5 Please complete the following statement: Over the last two years and as a percentage of the overall instructional budget, has the music program funding _____ ?

- Increased
- Decreased
- Stayed the Same
- Don't Know

6 Given the current financial climate, please describe how music is faring in your district.

7 Would you describe the music program in your school as long-standing or reinstated?

- Long-standing
- Reinstated



2017 NAMM Foundation BCME Survey (District-Wide Award)


1 If reinstated, how many years was your music program absent?

- 0-5 years
- 5-10 years
- More than 10 years

2 For how many years has the music program been reinstated?

- 0-5 years
- 5-10 years
- More than 10 years

SAMPLE



2017 NAMM Foundation BCME Survey (District-Wide Award)

Conclusion

While the following three questions are optional, your responses can contribute to your final score and ranking for the Best Communities for Music Education designation list. It is possible to obtain up to 50 points for each response. As such, we highly encourage your responses to the following questions. (Please limit each response to approximately 500 characters or fewer.)

- 1 Please include any additional information related to your district music programs or instructors that has not already been covered in the previous questions. (Optional)

- 2 Please describe how your community supports your district's music education program. (Optional)

- 3 As a spokesperson for your district's program(s), what uniquely qualifies it to be designated a "Best Community for Music Education." (Optional)

* 4

Where did you hear about this survey? (Check all that apply.)

- NAMM Foundation Website
- Conference
- Local Newspaper
- Music Products Retailer
- National Newspaper or Magazine
- Other Survey Partner Website
- Participated in Previous Survey
- Social Media
- Received Email
- Television
- Word of Mouth
- Other (please specify)

SAMPLE



2017 NAMM Foundation BCME Survey (District-Wide Award)

Thank You!


Thank you very much for taking the time to fill out our application in a thoughtful and complete manner! Efforts like this are important not only to recognize and celebrate the the wonderful music education going on in our schools and communities, but also to help the NAMM Foundation tell the story of the importance of music education across the nation.

Remember not to hit the "DONE" button until all of your answers are complete. You may "EXIT THE SURVEY" (upper right hand corner) and return to the survey at a later time if you need to gather more information. Just remember to complete the survey from the same computer.

If you have any questions, please contact our Technical Assistance team by email at nammsurvey@gmail.com or by phone at 785-218-7655. Questions will be answered as soon as possible.

When you click on the "Next" button, you will be directed to a brief Verification questionnaire to complete before final consideration of your responses. Thank you for your time and patience.

SAMPLE



2017 NAMM Foundation BCME Survey (District-Wide Award)

Application Verification

* 1 I certify that I have the authority to complete this application on behalf of my district

Yes

No

* 2 I certify that the information provided on this application is, to my knowledge, complete and accurate.

Yes

No

SAMPLE